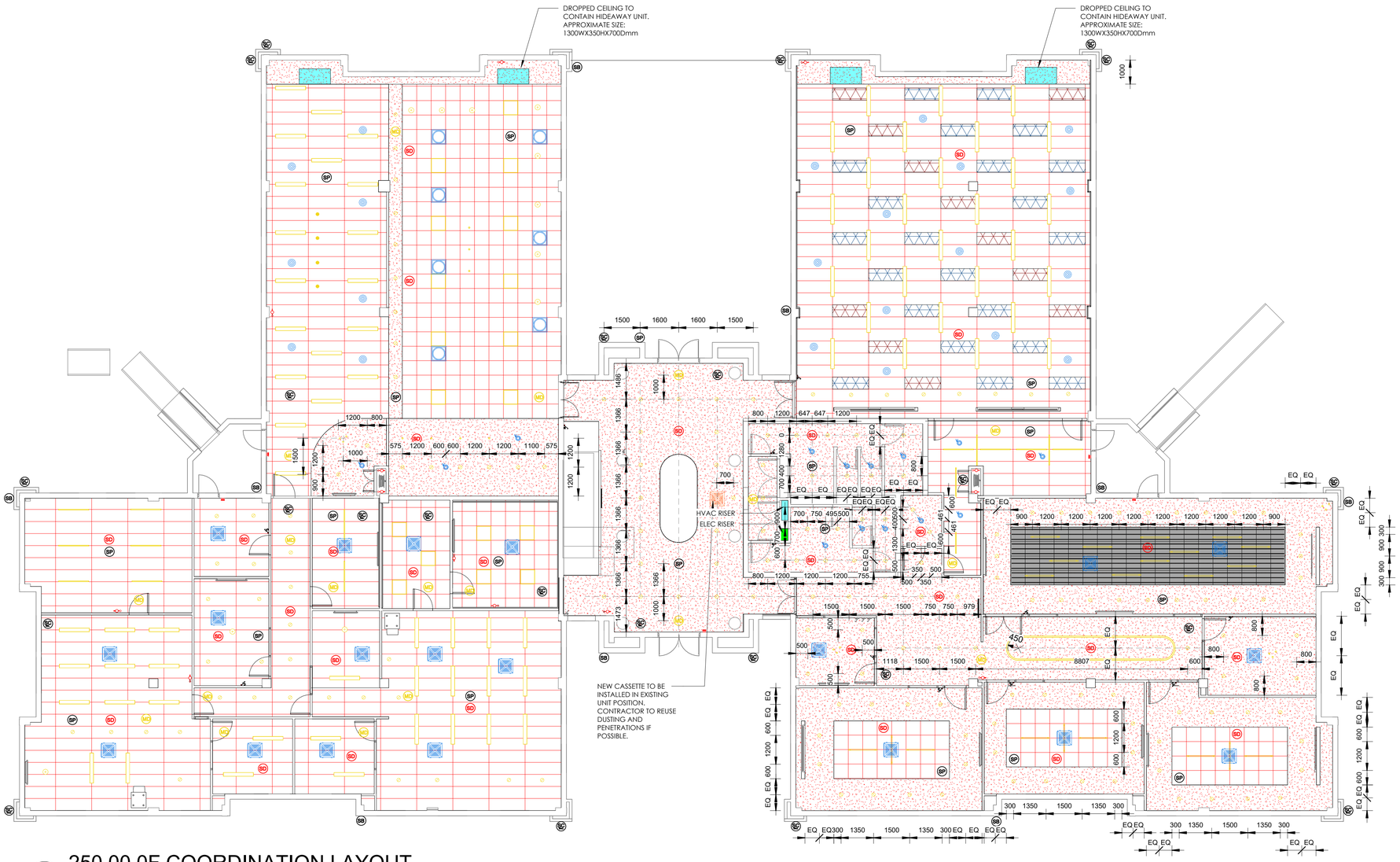

1 250.00 0F COORDINATION LAYOUT
1 : 100

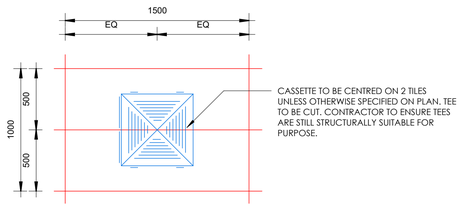

A 250 TYPICAL CASSETTE POSITIONING
1 : 25

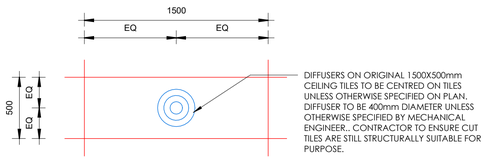

B 250 TYPICAL DIFFUSER POSITIONING
1 : 25

250 FIRE PROTECTION			
Legend	Type Mark	Description	Count
	FEX	FIRE EXTINGUISHER TO FIRE ENGINEER SPECIFICATION	13

250 FIRE ALARM DEVICES			
Legend	Type Mark	Description	Count
BGU	BGU	BREAK GLASS UNIT TO ENGINEER SPECIFICATION. TO BE MOUNTED ON HAND SIDE OF DOOR.	5
SD	SD	SMOKE DETECTION TO ENGINEER SPECIFICATION	30

250 HVAC SCHEDULE			
Legend	Type Mark	Description	Count
	CAS	CASSETTE UNIT TO ENGINEER SPECIFICATION	23
	DIF 150	ROUND 150mm DIAMETER DIFFUSER. COLOUR: WHITE	14
	DIF 400	ROUND 400mm DIAMETER DIFFUSER. COLOUR: WHITE	22
	DIF 600	SQUARE 600X600 LAY IN DIFFUSER. COLOUR: WHITE	7

SPECIFICATIONS OF FITTINGS AND DUCTWORK TO MECHANICAL ENGINEER SPECIFICATION.

LIGHTING SPECIFICATIONS AS PER 240 SERIES DRAWINGS AND SPECIFICATION DOCUMENTS. LIGHTING ENGINEER TO ISSUE ALL CABLE WAYS.

CONTRACTOR NOTES:

CONSTRUCTION:
- ELECTRICIAN TO CONFIRM IF ANY TRAPDOORS ARE REQUIRED IN FLUSHPLASTER CEILING. POSITION TO BE CONFIRMED WITH DESIGNER PRIOR TO COMMENCEMENT OF WORKS.
- ALL SERVICES AND TRADES THAT REQUIRE WORK IN THE CEILINGS MUST BE COMPLETE BEFORE CLOSING OF CEILINGS TAKE PLACE
- ALLOW TO RHINOLITE BULKHEADS AND FLUSHPLATER CEILINGS
- ANY CUT OUTS IN FLUSHPLASTER FOR SERVICES MUST BE CONFIRMED BY PROFESSIONAL BEFORE ANY CEILING IS CUT
- ELECTRICIAN TO CONFIRM WHO WILL DO DOWNLIGHT CUT OUTS IN CEILINGS

PAINT:
- ALLOW TO PAINT FLUSHPLASTER CEILINGS

HVAC:
- MECHANICAL ENGINEER TO ADVISE ON SYSTEMS REQUIRED AND PLACEMENT THEREOF. ONCE MARKED DRAWING OF HVAC HAS BEEN RECIEVED A COORDINATED LAYOUT WILL BE SENT
- CONFIRM WITH ELECTRICIAN ANY POWER REQUIREMENTS
- EXISTING AC UNIT TO BE REMOVED OR REPOSITIONED TO SUIT NEW LAYOUT.

FIRE:
- SMOKE DETECTION TO BE ALLOCATED AS PER FIRE CONSULTANT REQUIREMENTS, POSITION AS PER COORDINATED DRAWING.
- SPRINKLERS TO BE REMOVED OR RELOCATED AS INDICATED ON COORDINATION LAYOUT. TO BE CONFIRMED BY FIRE ENGINEER.
- SMOKE DETECTION TO BE MADE SAFE DURING DEMOLITION STAGE

ELECTRICAL & LIGHTING:
- STRIP OUT EXISTING PLUG POINTS IN PLENUM THAT ARE TO BE DEMOLISHED AND MAKE SAFE
- ALLOW TO REMOVE EXISTING AIRCON POINTS WHERE UNITS ARE TO BE REMOVED OR RELOCATED.
- ALLOW TO REMOVE OR RELOCATE EXISTING LIGHT FITTINGS AND LIGHT SWITCHES AS INDICATED ON LIGHTING/PVD LAYOUT.
- ALLOW TO TERMINATE AND CLOSE UP ALL PLUG POINTS / FLOOR BOXES AS INDICATED

ACCESS CONTROL/ALARMS:
- EXISTING ACCESS CONTROL, ALARM SYSTEMS , AND SPECIALISED ENTITIES TO REMAIN, UNLESS OTHERWISE STATED

GENERAL NOTES:
* CONTRACTORS TO RAISE ANY ISSUES/QUERIES DURING THIS TIME.
* SITE MEASUREMENTS ARE IMPORTANT. CONTRACTORS TO CHECK ALL DIMENSIONS ON SITE PRIOR TO ANY COMMENCEMENT OF WORKS.
* ALL EXISTING FINISHES THAT ARE ON EXISTING WALLS ARE TO REMAIN UNLESS OTHERWISE STATED.
IE. EXISTING SKIRTINGS, DOORS, LIGHT SWTICHES, PLUG POINTS ETC.

GENERAL NOTES

1. COPYRIGHT

1.1 Copyright exists in terms of the Copyright Act, Act No. 98 of 1978
1.2 Copyright in these drawings and in the designs which they depict vests in MHSC. Any unauthorised copying of the drawing or use of the design constitutes infringement of copyright and is a criminal offence.
1.3 In addition to criminal prosecution, the owner is entitled to sue for damages and claim delivery of the infringing copies.
1.4 Copyright infringement includes the sale or distribution of the copy and 'COPY' includes the adaptation thereof.

2. DRAWINGS

- Shop drawings must be approved by the designer prior to the manufacture of any shopfitting or funiture items.
- Detail drawings must be preferred to arrangement drawings.
- One set of drawings are to be kept on site at all times.
- All superseded drawings are to be clearly marked 'SUPERSEDED' and a copy of the supreseded drawing is to be handed to the contractor.

3. DIMENSIONS

- Contractors and subcontractors are to check and verify dimensions and detail levels before commencing with work.
- Figured dimensions are to be taken in preference to scaled dimensions.

4. VARIATIONS AND AMENDMENTS

- The deisgner is to be notified of any variation by the Project Manager.
- All relevant detail, levels and dimensions of any work done, must be checked on site by all contractors. Any discrepencies are to be reported to the relevant designer at 'Turnkey Interiors' immediately

5. CONTRACTORS, SUBCONTRACTORS AND ARTISANS

- Contractors must ensure the structural stability of all components of their work and ascertain that the main structure is capable of supporting all loads applied thereto.
- All electrical and drainge work is to be executed by the registered artisans.

6. SHOPFITTED ITEMS

Shopfitted items ae to be measured on site and shop drawings are to be approved by the relevant designer and client PRIOR to material order and manufacture.

7. PARTITIONS

- All paritions on outside walls are set out from center lines of columns or window mullions, any dimensional errors should be accomodated within these parameters.
- All partitions to be rodent proofed and have a miniumum of 30 minute fire rating

ISSUED
2025.09.02
TENDER DWG ONLY

REVISION SCHEDULE		
NO	DESCRIPTION	DATE
A	ISSUED FOR COORDINATION	2025.08.13
B	REVISED FOR COORDINATION	2025.08.18
C	ISSUED FOR TENDER	2025.09.02

REFER TO ALL RELEVANT LAYOUTS BEFORE COSTING AND CONSTRUCTION

MHSC
Mine Health and Safety Council

APPROVAL SIGNATURES: APPROVAL DATE:	A1
DATE DRAWN:	DRAWN BY/CHECKED BY KK
PROJECT No. MHSC	SCALE As indicated

MHSC OFFICE RENOVATION
TUSCANY OFFICE PARK

DRAWING TITLE:
GROUND FLOOR COORDINATION LAYOUT

DWG No. 250.00	C

ISSUED FOR: **TENDER**